
Technical Document

Document Name: Operation Instruction for MF80
Modem Upgrade Software

Version: B

ZTE Confidential

Contents

1. objective	3
2. Operation Instruction	3

1. Objective

The upgrade software is the software which can be run in mac os 10.5 above.

The purpose of the software is updating the software in MF80 modem.

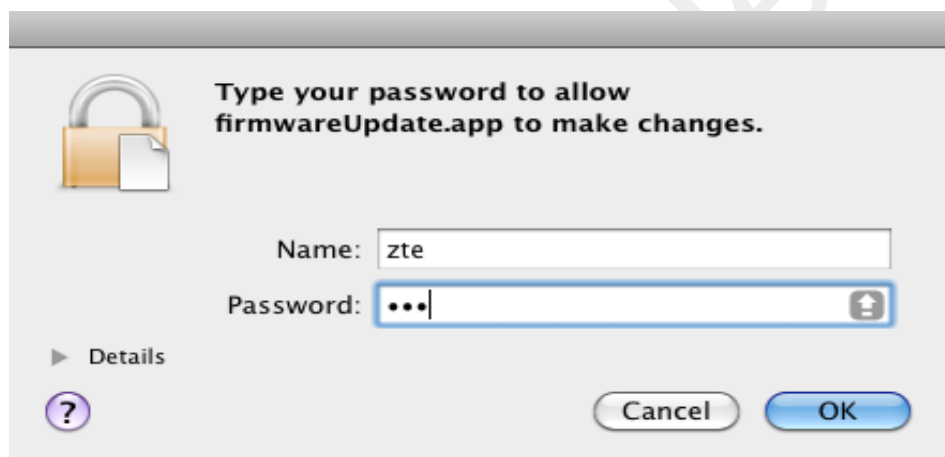
This software will upgrade your data card to new version.

2. Operation Instruction

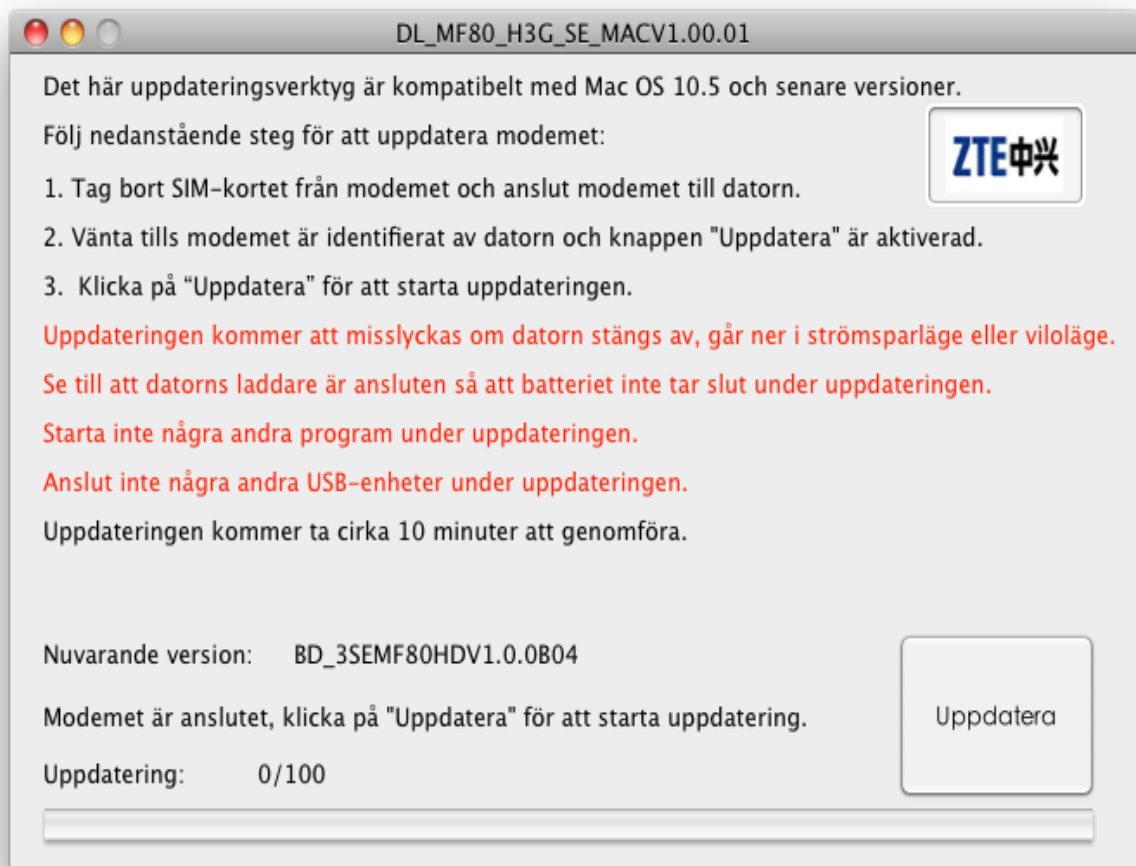
1. Firstly, you should power on your MF80 modem and connect the MF80 modem with the computer correctly.


2. Then run this upgrade software.

When your computer not exist the driver for MF80, the tool may install the driver. Please input the system password .



after 10~25 seconds, the device will detect it automatically.



3. Press  to begin download firmware Version.
4. After the upgrade process is done, you should restart your modem for use.
5. If update fail ,you can try to update again.

Warning: Never close the tool when download procedure is running, such operations maybe seriously damage the card permanently!